

Acme Coke
11236 S. Torrence Ave.
Chicago IL 60617



acmecoke.com

Document archive

COG Line Damage Inspection
Dated: 1976

Recovered from site on Feb 20 2021

INTEROFFICE
CORRESPONDENCE

Copies to:

Date: October 25, 1976

To: J. L. Bitner

J. T. Seaman

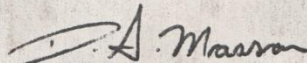
From: D. A. Masson

R. Nagan

Subject: Damage Inspection of the
Coke Oven Gas Line and
Holder

Reference:

Attached find copies of the above mentioned report.
Note that this report covers only the structural damage
incurred; there has been no inspection of the mechanical
and electrical damage. If the plant requires a report
on the mechanical and electrical damage, please notify me.


D. A. Masson

DAM/vip

Attachments

DAMAGE INSPECTION OF THE
COKE GAS LINE AND HOLDING TANK

INTERLAKE, INC.
Chicago Coke Plant
Chicago, Illinois

By: T. J. Stahulak
I.T.C.

Approved: W. J. Hynes, S.E.
Supervisor - Structural Design

Approved: T. R. Kinney, S.E.
Chief Engineer - Design

Purpose and Scope of Inspection

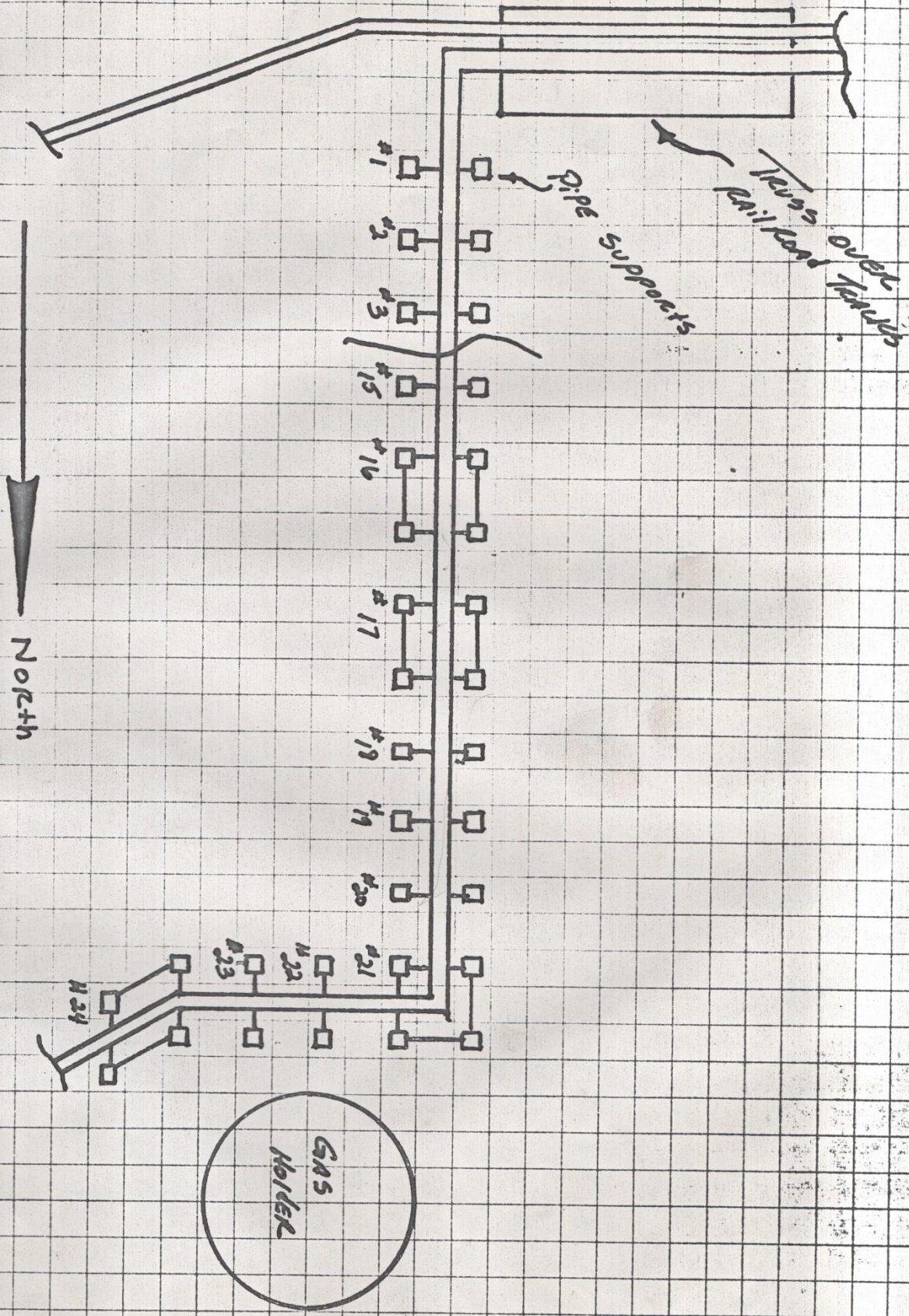
The inspection was made to determine what damage has been done to the coke gas line, support columns and gas storage tank.

Date of Inspection and inspector

The inspection was made on September 17, 1976 by P. Langenberg, of I.T.C.

Results of Inspection

Between pipe support No. 16 and No. 17 the truss supporting the gas main has been cut down, the coke gas pipe is still supported by columns No. 16 and No. 17. From pipe support No. 16 to the gas holding tank two 3-1/2" dia. insulated steam lines have been cut down and removed. From pipe support No. 17 to the gas holding tank a 24" dia. gas line has been cut down and removed. Pipe supports No. 18 and No. 19 have had their horizontal bracings cut away, all that is left standing are the two vertical 6-1/2" dia. pipe stands. Pipe supports Nos. 21, 22, 23 and 24 are missing completely. Columns Nos. 2, 11 and 12 of the gas holder have been cut away from their concrete bases to elevation 6'-0", these are 16 x 7 columns.



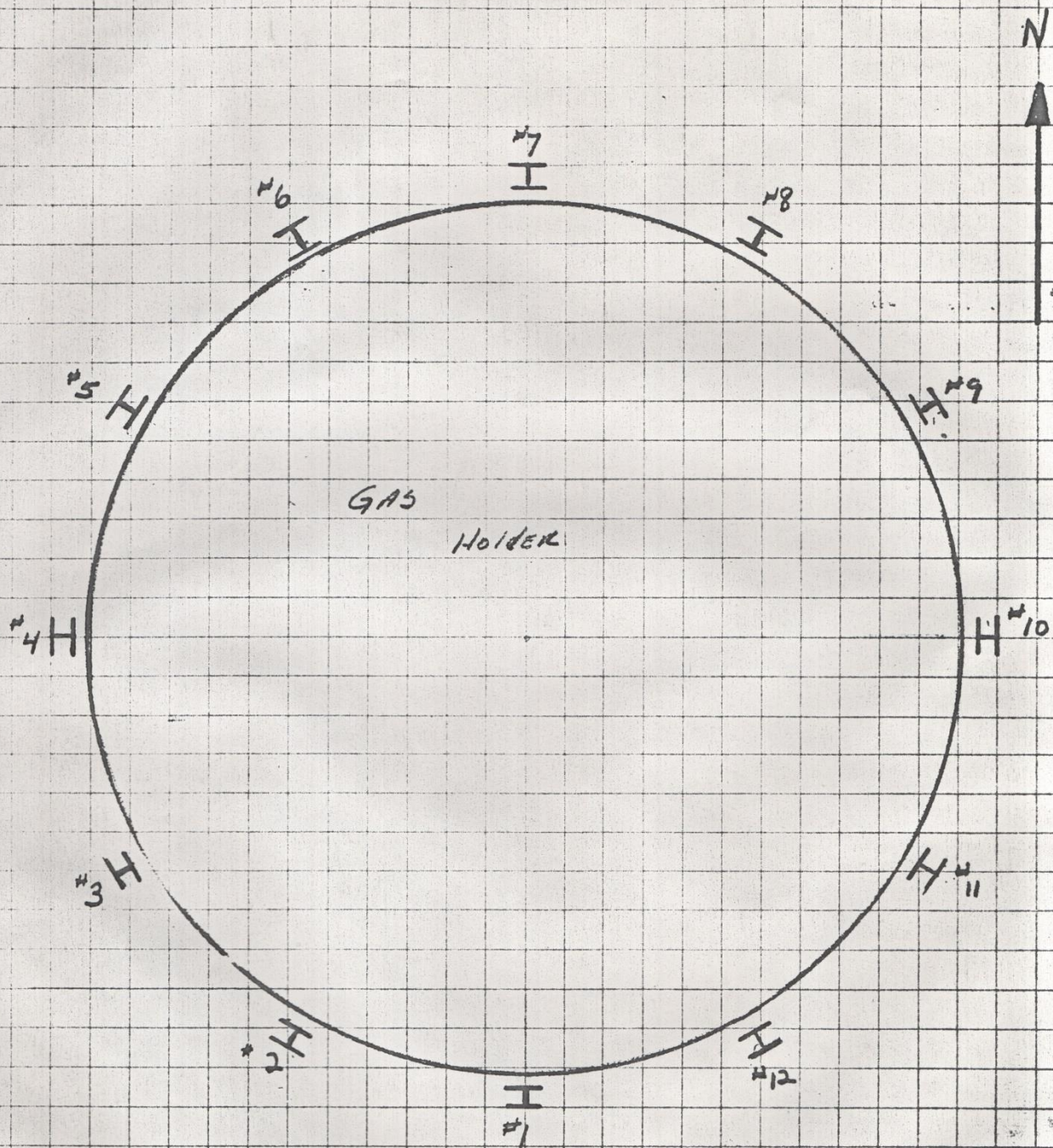
North

Pipe Supports

Truss over Railroad Truss

GAS
Holder

DESCRIPTION <i>Plan View - Coke Gas Line To Gas Holder</i>	DATE <i>T.J.S.</i>	LOCATION INTERLAKE, INC.
	DR. <i>9/22/76</i>	
	APP.	SKETCH NO. <i>TC 1</i>
	CHARGE SYMBOLS	



DESCRIPTION *PLAN VIEW - CORE GAS HOLDER
AND NUMBERED COLUMNS*

DATE *9/22/76*

DR. *T.J.S.*


APP.
CHARGE
SYMBOLS

INTERLAKE, INC.


LOCATION

SKETCH
NO.


TC 2




#2
#11
#12
6'-0"
SUPPORTS #2, 11, 12 MISSING 60" FROM CONCRETE BASE ON GAS HEADER




PIPE SUPPORT #17, 24 ϕ GAS LINE CUT HERE




SUPPORT #16 BROKEN TRUSS STILL HANGING FROM PIPE



BROKEN PIPE SUPPORT TRUSS BETWEEN SUPPORTS 16 & 17



SECTIONS OF #18 & #19 PIPE STAND



PIPE SUPPORT #16 2, 3 1/2" ϕ STEAM LINE CUT HERE